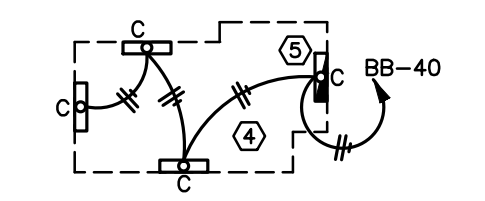



PARTIAL FIRST FLOOR LIGHTING PLAN
SCALE: 1/16" = 1'-0"





METALIZER PIT LIGHTING PLAN
SCALE: 1/16" = 1'-0"

SHEET NOTES:

- ① LIGHT FIXTURE TO BE MOUNTED 13'-0" ABOVE FINISHED FLOOR.
- ② REFER TO TIME CLOCK/PHOTO CELL SCHEMATIC ON SHEET NO. UFL-L12 E-001A.
- ③ LIGHTS IN THIS ROOM OR AREA TO BE WALL MOUNTED AT 9'-10" ABOVE FINISHED FLOOR.
- ④ CONTRACTOR TO LOCATE LIGHT SWITCH AT LADDER LEADING TO PIT. SEE ARCHITECTURAL DRAWINGS.
- ⑤ FIXTURE TYPE CE TO BE LOCATED AT LADDER AREA.

GENERAL NOTES:

- A. ALL EMERGENCY INVERTERS, BATTERY PACKS, EXIT SIGNS TO HAVE UNSWITCHED POWER SOURCE.



FLEXFILMS, U.S.A., LLC
1221 NORTH BLACK BRANCH ROAD
ELIZABETHTOWN, KENTUCKY 42702
PROJECT L-12 BOPET U.S.A.

DATE	REVISION	BY
NOV. 11	VALUE ENGINEERING RE-DESIGN DOCUMENT	

PROJECT NO. 8529-02
DESIGNED BY TBW
DRAWN BY JVB
CHECKED BY TBW
REVIEWED BY SHT
DATE JULY 2011
SCALE AS NOTED

mse
OF KENTUCKY, INC.
624 Wellington Way
Lexington, KY 40503
www.mseky.com
Phone: (859) 223-5664
Fax: (859) 223-5607

DRAWING NO.
UFL-L12 E-001B

